



ROLEC

PRODUCT CATALOGUE

Caravan hook-up solutions & marina services



ROLEC

For over 30 years, Rolec has been and continues to be firmly acknowledged as a leading expert in the design, manufacture and supply of caravan hook-ups, marina services and EV charging solutions.

Contents

ABOUT ROLEC

Leading specialists	4
Our services	6

OUR CUSTOMERS

Case studies	74
Branding options	78

CARAVAN HOOK-UPS

About Rolec Caravan Hook-Ups	8
Hook-up connection units	10
Direct connection units	14
Classic hook-up pedestals	18
Quantum hook-up pedestals	22
Smartcard metering	26
Options & accessories	28
Electrical mains & distribution	30
Electric vehicle chargepoints	32

MARINA SERVICES

About Rolec Marina Services	36
Classic service pedestals	38
Quantum service pedestals	42
Sanitation & bilge pump-outs	46
Emergency service equipment	50
Electric boat charging	54
Smartcard metering	56
Options & accessories	58
Electrical mains & distribution	60
Electric vehicle chargepoints	62
Berth management	66
RFID controlled services	72

ROLEC

Rolec has been a leading specialist in the design and manufacture of an extensive range of outdoor electrical equipment for over three decades.

Our product portfolio is vast, and is well known for being robust, economically priced and widely available.

Our products include electrical connection, charging, hook-up, lighting and distribution equipment. Our products are utilised in all outdoor environments but most predominantly across the now fully emerged electric vehicle charging industry, the caravan and holiday home park industry as well as for marinas, boatyards and waterfront destinations.

Our experienced and dedicated teams and engineers operate from three UK locations and have supplied over a million outdoor electrical connections to EV drivers, boat owners or caravaners.

Rolec remains committed to a programme of continuous development, investment and innovation to ensure the provision of high quality and reliable products at competitive prices.



Caravan Hook-Ups

275,000

Caravan hook-ups supplied to date

50,000

Smartcard meters installed across the leisure industry

365,000

Pitches electrified



Marina Services

165,000

Marina pedestals sold worldwide

11,500

Berths managed by smart solutions

465,000

Berths electrified



EV Charging

330,000

EV chargepoints supplied to date

155,000

Domestic EV chargepoints sold

80,000

Chargepoints on Smart Charging Network



Our services

Product awareness training

FREE training sessions are available for electrical contractors and sales teams to learn more about Rolec's full range of outdoor utility products.

Utilise our product academy to train your business and learn about Rolec's products and services.

- ✔ Enhance your Rolec product knowledge
- ✔ Gain industry awareness to promote product sales
- ✔ Learn about client trends and how together we can both service clients
- ✔ Watch our "how to install" videos
- ✔ Learn about our smart technologies across all industries




Stock

We recognise that stock is crucial to ensure timely deliveries and meet project deadlines.

As well as providing stock to wholesalers across the country, Rolec holds an average stock of products and components to the value of 5 to 6 million GBP.

Rolec provides a next day or 2 day delivery service to UK mainland (T&Cs apply).



Design

Rolec have a team of experienced engineers that can provide M&E designs for caravan and leisure park and marina and waterfront destination developments. Services can include:

- ✔ Site visits
- ✔ Design calculations & CAD drawings
- ✔ Presentations and data sheets
- ✔ Simple product quotations
- ✔ "How to install" product videos
- ✔ Assistance in installation and commissioning of smart solutions



ROLEC

Caravan Hook-Ups

With experience from serving the industry for over 30 years, Rolec provide the most cost-effective electrical hook-up solutions for caravan, leisure and holiday home parks.

Our experienced engineers can offer advice and support during every step of any park development.

Offering a huge array of solutions, from simple socket-only units to smart metered electric, water and lighting pedestals our products have earned a reputation for proving ideal for all locations and all budgets, which can be seen across numerous prestigious large-scale developments to smaller private owner projects.

We can provide:

- Electric hook-ups
- Electric, water and lighting service pedestals
- Distribution units
- Life-saving equipment
- Smart metering
- Electric vehicle charging
- Site visits
- Design calculations
- CAD drawings
- Product presentations and data sheets
- Easy to understand product quotations

HOOK-UP CONNECTION UNITS

These cost effective and hard-wearing hook-up units are suitable for all caravan and holiday parks requirements. With its IP44 interlock sockets, these hook-up units ensure a safe and secure electrical connection.

Every unit is complete with an IP65 weatherproof polycarbonate enclosure, RCBO providing overload and 30mA fault current protection, which is accessible via a waterproof customer re-set flap, and built-in cable terminals.

- IP44 interlock sockets
- Available in 6A, 10A, 16A or 32A versions
- 1way, 2way, 3way & 4way versions
- 18th edition regulations compliant
- Optional MID compliant kWh & pre-paid smartcard metering
- Built-in overload and 30mA fault current protection
- IP65 weatherproof polycarbonate enclosure
- Built-in cable terminals
- Switchgear access flap
- Optional galvanised mounting post
- Easy to install & maintain
- IP Rated & UV stabilised
- Fire resistant




HOOK-UP CONNECTION UNITS

PRODUCT OVERVIEW

Connection Type	Metering Type	Power Output	Fault Protection	Product Code	Enclosure Size	
1x IP44 interlock sockets	N/A	1x 16A	1x 16A 30mA RCBO	LSHU0010	Small	
		1x 10A*	1x 10A 30mA RCBO	LSHU0010-10A		
		1x 32A	1x 32A 30mA RCBO	LSHU0015		
	1x 45A kWh meter	1x 16A	1x 16A 30mA RCBO	LSHU0110		
		1x 10A*	1x 10A 30mA RCBO	LSHU0110-10A		
		1x 32A	1x 32A 30mA RCBO	LSHU0115		
1x 63A Class 1 smartcard meter	N/A	1x 16A	1x 16A 30mA RCBO	LSHU0210	Large	
		1x 32A	1x 32A 30mA RCBO	LSHU0215		
2x IP44 interlock sockets	N/A	2x 16A	2x 16A 30mA RCBOs	LSHU0020	Small	
		2x 6A**	2x 6A 30mA RCBOs	LSHU0020-6A		
		2x 10A*	2x 10A 30mA RCBOs	LSHU0020-10A		
	2x 45A kWh meters	2x 32A	2x 32A 30mA RCBOs	LSHU0025		
		2x 16A	2x 16A 30mA RCBOs	LSHU0120		
		2x 10A*	2x 10A 30mA RCBOs	LSHU0120-10A		
3x IP44 interlock sockets	N/A	2x 32A	2x 32A 30mA RCBOs	LSHU0125		
		3x 16A	3x 16A 30mA RCBOs	LSHU0030	Large	
		3x 10A*	3x 10A 30mA RCBOs	LSHU0030-10A		
3x 45A kWh meters	3x 16A	3x 16A 30mA RCBOs	LSHU0130			
	3x 10A*	3x 10A 30mA RCBOs	LSHU0130-10A			
4x IP44 interlock sockets	N/A	4x 16A	4x 16A 30mA RCBOs	LSHU0040		Large
		4x 10A*	4x 10A 30mA RCBOs	LSHU0040-10A		
		4x 32A	4x 32A 30mA RCBOs	LSHU0045		
	4x 45A kWh meters	4x 16A	4x 16A 30mA RCBOs	LSHU0140		
		4x 10A*	4x 10A 30mA RCBOs	LSHU0140-10A		

*Supplied with 16A socket(s) restricted to a 10A output
 **Supplied with 16A socket(s) restricted to a 6A output



Accessories:

Galvanised steel post to suit both small & large hook-up connection unit enclosures - 1350mm
LSAF0060

Photocell kit available to control park lighting
LSAF0010

Smartcard meter system software & reader/writer
LSAF0180

Blank reusable smartcard
ACEU0170

More accessories on page 28



DIRECT CONNECTION UNITS

Specifically designed to provide a 16A, 32A or 63A electrical supply via its direct connection facility to residential and holiday homes as well as static caravans. A hard-wearing and cost effective solution with MID compliant kWh metering or a pre-paid smartcard option.

This connection unit is complete with an RCBO, providing both overload and fault current protection which is accessible via the switchgear access flap.

- Available in 16A, 32A & 63A versions
- 18th edition regulations compliant
- Optional MID compliant kWh & pre-paid smartcard metering
- Built-in overload and 30mA fault current protection
- IP65 weatherproof polycarbonate enclosure
- Built-in cable terminals
- Switchgear access flap
- Optional galvanised mounting post
- Easy to install & maintain
- IP Rated & UV stabilised
- Fire resistant



DIRECT CONNECTION UNITS

PRODUCT OVERVIEW

Metering Type	Power Output	Fault Protection	Product Code	Enclosure Size
1x 45A kWh meter	16A	16A 30mA RCBO	LSDC0110	Small
	32A	32A 30mA RCBO	LSDC0120	
1x 100A kWh meter	63A	C63A 1pole MCB, 63A 30mA RCD	LSDC0130	Large
63A Class 1 smartcard meter	16A	16A 30mA RCBO	LSDC0210	
	32A	32A 30mA RCBO	LSDC0220	
	63A	C63A 1pole MCB, 63A 30mA RCD	LSDC0230	



Accessories:

Galvanised steel post to suit both small & large hook-up connection unit enclosures - 1350mm
LSAF0060

Photocell kit available to control park lighting
LSAF0010

Smartcard meter system software & reader/writer
LSAF0180

Blank reusable smartcard
ACEU0170

More accessories on page 28



CLASSIC HOOK-UP PEDESTALS

Highly acclaimed across the UK's caravan and holiday park industry, the CLASSIC is a versatile touring hook-up pedestal that is ideal for all budgets and locations. A variety of MID metered and non-metered options, along with integrated LED amenity lighting makes this a practical and suitable hook-up solution.

- 16A IP44 interlock sockets
- Available in 1, 2, 3 & 4way versions
- 18th edition regulations compliant
- MID compliant kWh & pre-paid smartcard metering options
- Photocell controlled LED amenity lighting head
- Built-in overload and 30mA fault current protection
- Built-in cable terminals
- Switchgear access flap
- Hot-dipped galvanised steel internal chassis
- Aluminium composite external shell
- Optional ½" water tap
- Segregated electric, water & lighting compartments
- IK10 impact rating
- IP Rated, UV stabilised & fire resistant
- Surface or root mountable
- Green as standard (other options available upon request)



Manufactured
in the UK

CLASSIC HOOK-UP PEDESTALS

PRODUCT OVERVIEW

Connection Type	Power Output	Fault Protection	Metering Type	Water Tap	Product Code
1x IP44 interlock sockets	1x 16A	1x 16A 30mA RCBO	N/A	N/A	LSCL0010
				1x ½" Tap	LSCL1010
			1x 45A kWh meter	N/A	LSCL0110
				1x ½" Tap	LSCL1110
			1x 63A Class 1 smartcard meter	N/A	LSCL0210
				1x ½" Tap	LSCL1210
2x IP44 interlock sockets	2x 16A	2x 16A 30mA RCBOs	N/A	N/A	LSCL0020
				1x ½" Tap	LSCL1020
			2x 45A kWh meters	N/A	LSCL0120
				1x ½" Tap	LSCL1120
			2x 63A Class 1 smartcard meters	N/A	LSCL0220
				1x ½" Tap	LSCL1220
3x IP44 interlock sockets	3x 16A	3x 16A 30mA RCBOs	N/A	N/A	LSCL0030
				1x ½" Tap	LSCL1030
			3x 45A kWh meters	N/A	LSCL0130
				1x ½" Tap	LSCL1130
			3x 63A Class 1 smartcard meters	N/A	LSCL0230
				1x ½" Tap	LSCL1230
4x IP44 interlock sockets	4x 16A	4x 16A 30mA RCBOs	N/A	N/A	LSCL0040
				1x ½" Tap	LSCL1040
			4x 45A kWh meters	N/A	LSCL0140
				1x ½" Tap	LSCL1140
			4x 63A Class 1 smartcard meters	N/A	LSCL0240*
				1x ½" Tap	LSCL1240*

*Supplied as the larger CLASSIC MIDI pedestal - 270mm x 1000mm x 270mm (W x H x D) Contact Roolec for more details



Accessories:



Ground mounting base for Classic pedestal
GMCP0010

Galvanised steel waste tray (to be used in conjunction with a ground mounting base)
LSAK0340

Smartcard meter system software and reader/writer
LSAF0180

Blank reusable smartcard
ACEU0170

More accessories on page 28

QUANTUM HOOK-UP PEDESTALS

A stylish yet sophisticated anodised aluminium touring pedestal ideal for any caravan and holiday park across the UK. The QUANTUM presents an attractive and heavy-duty hook-up solution and is complete with an integrated LED louvered lighting head.

- 16A IP44 interlock sockets
- Available in 1, 2, 3 & 4way versions
- 18th edition regulations compliant
- MID compliant kWh & pre-paid smartcard metering options
- Photocell controlled LED amenity lighting head
- Built-in overload and 30mA fault current protection
- Built-in cable terminals
- Switchgear access flap
- Heavy-duty aluminium body & panels
- High impact resistant polycarbonate lighting lens
- Segregated electric, water & lighting compartments
- Optional ½" water tap
- IK10 impact rating
- IP rated, UV stabilised & fire resistant
- Surface or root mountable
- Green as standard (other options available upon request)



Manufactured
in the UK

QUANTUM HOOK-UP PEDESTALS

PRODUCT OVERVIEW

Connection Type	Power Output	Fault Protection	Metering Type	Water Tap	Product Code
1x IP44 interlock sockets	1x 16A	1x 16A 30mA RCBO	N/A	N/A	LSQU0010
				1x ½" Tap	LSQU1010
			1x 45A kWh meter	N/A	LSQU0110
				1x ½" Tap	LSQU1110
			1x 63A Class 1 smartcard meter	N/A	LSQU0210
				1x ½" Tap	LSQU1210
2x IP44 interlock sockets	2x 16A	2x 16A 30mA RCBO	N/A	N/A	LSQU0020
				1x ½" Tap	LSQU1020
			2x 45A kWh meters	N/A	LSQU0120
				1x ½" Tap	LSQU1120
			2x 63A Class 1 smartcard meters	N/A	LSQU0220
				1x ½" Tap	LSQU1220
3x IP44 interlock sockets	3x 16A	3x 16A 30mA RCBO	N/A	N/A	LSQU0030
				1x ½" Tap	LSQU1030
			3x 45A kWh meters	N/A	LSQU0130
				1x ½" Tap	LSQU1130
			3x 63A Class 1 smartcard meters	N/A	LSQU0230
				1x ½" Tap	LSQU1230
4x IP44 interlock sockets	4x 16A	4x 16A 30mA RCBO	N/A	N/A	LSQU0040
				1x ½" Tap	LSQU1040
			4x 45A kWh meters	N/A	LSQU0140
				1x ½" Tap	LSQU1140
			4x 63A Class 1 smartcard meters	N/A	LSQU0240
				1x ½" Tap	LSQU1240



Accessories:



Ground mounting base for Quantum pedestal
GMQR0010

Galvanised steel waste tray (to be used in conjunction with a ground mounting base)
LSAK0340

Smartcard meter system software and reader/writer
LSAF0180

Blank reusable smartcard
ACEU0170

More accessories on page 28

Metering & management

Smartcard Metering

Rolec's smartcard metering is the ideal solution to efficiently control and manage a park's electric supplies. The smartcard meter includes a built-in electrical contactor that automatically switches the electricity supply on/off as credit becomes available or expires. Visitors pay upfront for their electricity consumption and any unused credit on the meter can be transferred back to the smartcard and returned to the office computer for a refund.

The smartcard meter system is an available option for the entire range of hook-up solutions and is perfect for caravan/holiday parks and similar locations that do not have the desire or capacity to install data cables or a networked management system.

- Pre-paid smartcard operated
- Class 1 accurate smartcard meter with digital display
- MID compliant
- Re-usable waterproof smartcards
- Easy to operate software
- USB card reader/writer
- Secure tariff management
- Audible & visual low credit warning
- Unused credit can be returned to the smartcard
- Smartcards are unique to each sites computer software



Caravan Hook-Up


OPTIONS & ACCESSORIES

Rolec stock a large range of caravan hook-up components and accessories, all of which are available from your local electrical wholesaler. Due to our on-site warehousing facilities, we're usually able to dispatch accessories within 24 hours.

Don't see what you need? Call us on 01205 724773 or email wholesaleorders@rolecserv.co.uk



ACEU0160



ACEU0170



LSAK0340



GMCP0010



LSAF0180



- 1 ACSA0010
- 2 PPL1164A
- 3 ACLG0495
- 4 ACSA0160
- 5 ACSA0330
- 6 Contact Rolec for this item



ACLG0050



ACEA0090



LSAF0060

Item Description	Product Code
1350mm galvanised steel post to suit small & large hook-up connection unit enclosures	LSAF0060
Classic galvanised steel ground mounting base	GMCP0010
Quantum galvanised steel ground mounting base	GMQR0010
ST7 waste tray (to be used in conjunction with a ground mounting base)	LSAK0340
C6A 30mA 1P+N 2MOD Type A (6KA) RCBO	ACEQ0030
C10A 30mA 1P+N 2MOD Type A (6KA) RCBO	ACEQ0070
C16A 30mA 1P+N 2MOD Type A (6KA) RCBO	ACEQ0110
C32A 30mA 1P+N 2MOD Type A (6KA) RCBO	ACEQ0160
45A 1MOD 1Phase 1000imp/kWh Digital din rail mounted meter - MID B	ACEU0200
16A 230V IP44 Interlock panel socket	ACEA0020i
32A 230V IP44 Interlock panel socket	ACEA0090i
16A 230V IP44 Lockable angled panel socket	ACEA0030
32A 230V IP44 Angled panel socket	ACEA0090
Photocell kit to control park lighting	ACLG0050
Heat trace tape for added frost protection	LSAK0060
63A 1Phase Class 1 MID smartcard meter	ACEU0160
Blank reusable smartcard (printing/branding available)	ACEU0170
Smartcard meter system software and reader/writer	LSAF0180
Classic light lid (including stainless steel bolt)	ACSA0010
Classic light lens	PPL1164A
Classic LED upgrade kit	ACLG0495
Classic light collar	ACSA0160
Classic 1000mm extrusion, including length of double-sided tape	ACSA0330
Classic 1000mm aluminium composite skin (range of colours available)	Contact Rolec
1x G9 LED lamp 2.3W 5000K	ACLG0460
Quantum clear polycarbonate light lens head	QTM0010
Quantum polycarbonate top lens cap	QTM0040
Quantum lamp reflector plate	BUL1211
Quantum polycarbonate lamp louvre	QTM0050
Quantum LED upgrade kit	ACLG0510
Quantum polycarbonate light collar	QTM0030
Quantum polycarbonate mounting base	QTM0020
Quantum 1000mm anodised aluminium main brace extrusion	GSM0120
Quantum 1000mm anodised aluminium side extrusion	GSM0080
Quantum aluminium composite skins (range of colours available)	Contact Rolec
1x GX53 LED lamp 9W 4000K	ACLG0410

ELECTRICAL MAINS & DISTRIBUTION

One of the most important elements of a caravan park development is its electrical distribution system. With over 30 years of experience in the industry, Rolec understands how to design in efficiency as well as capacity for future planned developments.

Rolec's team of dedicated experts can provide bespoke site electrical distribution systems along with supporting CAD drawings. We can supply mains panels and distribution units to suit any sites requirements with built-in switchgear, cable terminals and, where required, metering.

- Localised distribution of electrical circuits including circuit protection
- Provides isolation, current & optional fault current protection
- GRP, stainless steel or technopolymer enclosures
- Switchgear variants: 6A to 2000A (1Ø or 3Ø options)
- Able to accommodate all switching and monitoring management solutions
- Designed & built to suit all incoming/outgoing cable types & sizes
- IPX5 Rated
- Wall or ground (root) mountable versions
- Galvanised steel mounting frames
- ABS cable entry covering shroud



ELECTRIC VEHICLE CHARGEPOINTS

The number of people opting for cleaner and greener transport is increasing significantly and whilst the UK continues to strive towards a net-zero future, the desire and demand for EV chargepoints is growing dramatically. There are now officially over one million electric vehicles that have been registered which means now is the perfect time for park destinations to begin offering EV charging facilities to their visitors.

With over 15 years of experience in the electric vehicle charging industry and over 330,000 public and private chargepoints manufactured and installed, Rolec continues to serve the industry with its innovations in charging hardware and software by providing a solution for all budgets and requirements.

- Plug & charge, mobile app or RFID controlled charging
- Integrates with any OCPP back-office
- Generate recurring revenue stream
- Branding & colour options
- 3.6kW through to 480kW charging speeds
- Wall-mounted & pedestal options
- OZEV grant fundable chargers
- Nationwide installation & project management services



ELECTRIC VEHICLE CHARGEPOINTS

PRODUCT OVERVIEW

Connection Type/Output	Input Supply	Unit Colour	Product Code	Product Type	
Wall/Post Mounted Units:					
1x Type 2 (IEC 62196) charging socket Up to 7.4kW (32A)	1x 32A Single Phase 230V AC (±10 %) 50/60Hz	● Grey	ROLEC4020G	WALLPOD	
		○ White	ROLEC4020W		
		● Black	ROLEC4020B		
		● Black	ROLEC3020B		
2x Type 2 (IEC 62196) charging sockets Up to 7.4kW (32A) per socket	1x 63A Single Phase 230V AC (±10 %) 50/60Hz	● Black	ROLEC3030B	ZURA	
		● Black	ROLEC0121B		
		● Grey	ROLEC0121G		
		○ White	ROLEC0121W		
Pedestals:					
2x Type 2 (IEC 62196) charging sockets Up to 7.4kW (32A) per socket	1x 63A Single Phase 230V AC (±10 %) 50/60Hz	● Black	ROLEC0221B	BASICCHARGE	
		● Grey	ROLEC0221G		
		○ White	ROLEC0221W		
		● Black	ROLEC0021B		AUTOCHARGE
		● Grey	ROLEC0021G		
		○ White	ROLEC0021W		
● Black	ROLEC0421B	QUANTUM			
● Grey	ROLEC0421G				
○ White	ROLEC0421W				
● Black	ROLEC0425B				
4x Type 2 (IEC 62196) charging sockets Up to 7.4kW (32A) per socket	2x 63A Single Phase 230V AC (±10 %) 50/60Hz	● Grey	ROLEC0425G		
		○ White	ROLEC0425W		

Other options available. Find out more at www.rolecserve.com/ev-charging

See our Rolec EV Product Catalogue or contact us for more details.



The UK's largest range of AC fast & DC rapid EV chargepoints



See the **ROLEC EV** PRODUCT CATALOGUE
www.rolecserve.com/catalogue

SECURICHARGE | AUTOCHARGE | QUANTUM | BASICCHARGE | ZURA | WALLPOD



ROLEC

Marina Services

Rolec continue to be firmly recognised as world leading experts in the design and manufacture of service pedestals and associated products for marina and waterside destinations.

Our experienced engineers can offer advice and support during every step of any marina services development.

Offering a huge array of high-quality marine grade solutions, our products have earned a reputation for proving ideal for all locations and budgets, which can be seen across numerous prestigious developments to smaller scale projects.

We can provide:

- Electric, water and lighting service pedestals
- Distribution units
- Life-saving equipment
- Boat sanitation pump-out equipment
- Deck lighting
- Smart metering, RFID control and computerised management solutions
- Electric vehicle charging
- Electric boat charging
- Site visits
- Design calculations
- CAD drawings
- Product presentations and data sheets
- Easy to understand product quotations
- Assistance in installation and commissioning of smart solutions

CLASSIC SERVICE PEDESTALS

The durable, robust chassis along with its aluminium composite external shell, is one of many reasons why the CLASSIC marina service pedestal is so highly acclaimed across the world's marine industry. Available in two sizes, featuring LED amenity lighting and a variety of electrical and water and metering options.

- 16A IP44 lockable sockets
- Available in 2 & 4way versions
- Optional MID compliant kWh & pre-paid smartcard metering
- Photocell controlled LED amenity lighting head
- Built-in overload and 30mA fault current protection and 100A Isolator
- Built-in cable terminals
- Switchgear access flap
- Hot-dipped galvanised steel internal chassis
- Aluminium composite external shell
- Optional ½" water tap
- Segregated electric, water & lighting compartments
- IK10 impact rating
- IP Rated, UV stabilised & fire resistant
- Blue as standard (other options available upon request)



Manufactured
in the UK

CLASSIC SERVICE PEDESTALS

PRODUCT OVERVIEW

Connection Type	Power Output	Fault Protection	Metering Type	Water Tap	Product Code
-----------------	--------------	------------------	---------------	-----------	--------------

750mm Pedestal:

2x IP44 lockable sockets	2x 16A	2x 16A 30mA RCBOs, 1x 100A isolator	N/A	N/A	MACA0020
			2x 45A kWh meters	1x ½" Tap	MACA0020/TAP
				N/A	MACA0020/KWH
4x IP44 lockable sockets	4x 16A	4x 16A 30mA RCBOs, 1x 100A isolator	N/A	N/A	MACA0040
			2x 45A kWh meters	1x ½" Tap	MACA0040/TAP
				N/A	MACA0040/KWH
				1x ½" Tap	MACA0040/KWH/TAP


1000mm Pedestal:

2x IP44 lockable sockets	2x 16A	2x 16A 30mA RCBOs, 1x 100A isolator	N/A	N/A	MAEA0020
			2x 63A Class 1 smartcard meters	1x ½" Tap	MAEA0020/TAP
				N/A	MAEA0020/SCM
4x IP44 lockable sockets	4x 16A	4x 16A 30mA RCBOs, 1x 100A isolator	N/A	N/A	MAEA0040
			4x 63A Class 1 smartcard meters	1x ½" Tap	MAEA0040/TAP
				N/A	MAEA0040/SCM
				1x ½" Tap	MAEA0040/SCM/TAP

Smartcard meter system software and reader/writer
LSAF0180

Blank reusable smartcard
ACEU0170

More accessories on page 58



QUANTUM SERVICE PEDESTALS

A stylish yet sophisticated anodised aluminium service pedestal ideal for any marina or waterfront location across the UK. The QUANTUM presents an attractive and heavy-duty solution and is complete with an integrated LED louvred lighting head that enables the pedestals to be easily located whether it's day or night.

- 16A IP44 lockable sockets
- Available in 2 & 4way versions
- Optional MID compliant kWh & pre-paid smartcard metering
- Photocell controlled LED amenity lighting head
- Built-in overload and 30mA fault current protection and 100A Isolator
- Built-in cable terminals
- Switchgear access flap
- Marine grade heavy-duty aluminium body & panels
- High impact resistant polycarbonate lighting lens
- Fully segregated electric, water & lighting compartments
- Optional ½" water tap
- IK10 impact rating
- IP rated, UV stabilised & fire resistant
- Blue as standard (other options available upon request)



Manufactured
in the UK

QUANTUM SERVICE PEDESTALS

PRODUCT OVERVIEW

Connection Type	Power Output	Fault Protection	Metering Type	Water Tap	Product Code
-----------------	--------------	------------------	---------------	-----------	--------------

750mm Pedestal:

2x IP44 lockable sockets	2x 16A	2x 16A 30mA RCBOs, 1x 100A isolator	N/A	N/A	MAQR0020
				1x ½" Tap	MAQR0020/TAP
			2x 45A kWh meters	N/A	MAQR0020/KWH
4x IP44 lockable sockets	4x 16A	4x 16A 30mA RCBOs, 1x 100A isolator	N/A	N/A	MAQR0040
				1x ½" Tap	MAQR0040/TAP
			2x 45A kWh meters	N/A	MAQR0040/KWH
				1x ½" Tap	MAQR0040/KWH/TAP

1000mm Pedestal:

2x IP44 lockable sockets	2x 16A	2x 16A 30mA RCBOs, 1x 100A isolator	N/A	N/A	MAQR0220
				1x ½" Tap	MAQR0220/TAP
			2x 63A Class 1 smartcard meter	N/A	MAQR0220/SCM
				1x ½" Tap	MAQR0220/SCM/TAP
4x IP44 lockable sockets	4x 16A	4x 16A 30mA RCBOs, 1x 100A isolator	N/A	N/A	MAQR0240
				1x ½" Tap	MAQR0240/TAP
			4x 63A Class 1 smartcard meter	N/A	MAQR0240/SCM
				1x ½" Tap	MAQR0240/SCM/TAP

Smartcard meter system software and reader/writer
LSAF0180

Blank reusable smartcard
ACEU0170

More accessories on page 58



SANITATION & BILGE PUMP-OUT PEDESTALS

High quality and low maintenance units offering a free-to-use or pay-to-use sanitation and bilge pump-out systems operable by a variety of methods. Evolved from Roolec's highly acclaimed CLASSIC service pedestal with a self-contained RS100 pump, with a flow of up to 25m and 4m lift. Suitable for any marina or waterfront location.

- Self-contained RS100 pump
- Keyswitch or coin/token operation
- Hot-dipped galvanised steel internal chassis
- Aluminium composite external shell
- Photocell controlled LED amenity lighting head
- 10m ship-to-shore hose
- 30 minute run-dry safety failure
- Valve operated euro-probe with optical viewing lens
- Built-in variable setting pump-out timer & non-return valve
- Overload & fault current protection
- Segregated electric, water & lighting compartments
- IK10 impact rating
- IP Rated, UV stabilised & fire resistant
- Green as standard (other options available upon request)




Manufactured
in the UK

SANITATION & BILGE PUMP-OUT PEDESTALS

PRODUCT OVERVIEW

Pump Spec	Probe Type	Button Functions	Operation Mechanism	Product Code
Self-contained RS100 pump (230V, 1400rpm with 38mm inlet & outlet ports)	Sanitation (Probe with sight glass)	Start / Stop	N/A	MANA0010
			Key switch	MANA0020
		Pause / Stop	Coin / token	MANA0030
	Bilge (PVC pipe & filter)	Start / Stop	N/A	MANA0040
			Key switch	MANA0050
		Pause / Stop	Coin / token	MANA0060



EMERGENCY SERVICE EQUIPMENT

As visitor safety is paramount and an essential for all marina operators, Rolec offers a comprehensive range of emergency service equipment across all pedestal ranges to suit every budget and location, providing peace of mind for marina operators and visitors alike.

From simple low level cabinet housing essentials including a fire extinguisher, first aid kit and life-buoy, to CLASSIC and QUANTUM versions to match the aesthetics of the utility pedestals.

- Economy versions
- Red for easy visibility
- Illuminated versions
- Strong and durable



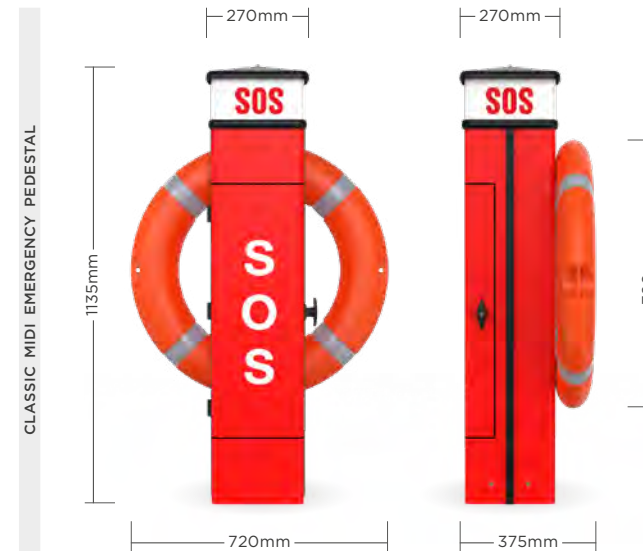

*Fire extinguisher not included with this unit.



EMERGENCY SERVICE EQUIPMENT

PRODUCT OVERVIEW

Unit Type	Unit Spec	Unit Equipment					Product Code
		Floating Rope	Life Buoy	First Aid Kit	Amenity Lighting	Fire Axe	
Economy Emergency Station	Red polycarbonate enclosure with clear access panel & galvanised steel stand	30m	✓	✓			EEAC0040
Quantum Emergency Pedestal	Marine grade anodised aluminium body with red powder-coated panels & door	30m	✓	✓	✓		EEQR0035
		10m	✓	✓	✓	✓	EEQR0075
Classic Midi Emergency Pedestal	Galvanised steel internal chassis with powder-coated aluminium shell and door	30m	✓	✓	✓		EEAD0030
				✓	✓		EEAD0040



Accessories:

Add a Sounder to an SOS pedestal
MAFA0730

Fire extinguisher - 6kg dry powder
EEAA0030

Life buoy with reflective bands and 3x plastic holders
EEAB0010

More accessories on page 58

ELECTRIC BOAT CHARGING

As pioneers in the electric vehicle charging industry, with over 330,000 chargepoints manufactured and installed, our e-boat charging solutions are perfectly suited for marinas seeking to offer charging facilities to electric boat owners.

With a range of AC fast and DC rapid charging solutions to choose from, our e-boat charging solutions are ideal for all marina/waterfront destinations. Whether the desire is to offer visitor's standard AC fast charging or DC rapid/ultra-fast charging, Rolec has the solution to provide simple, straightforward and seamless charging experiences.

By offering the facilities to recharge e-boats, boaters are more likely to visit the destination again, therefore increasing customer loyalty and generating customer retention.

Allowing visitors to recharge their e-boats not only provides them with peace of mind, but also allows marina operators to benefit from greater footfall, as well as the ability to generate additional business revenue.

- AC & DC models available
- 7.2kW - 160kW charging speeds
- Various multiple outlet configurations (Type 2/CCS 2)
- Aluminium and stainless steel options
- IP55 ingress protection
- IK10 impact rating
- Branding solutions available
- Variety of mounting options
- Choice of back-office management platforms



Metering & management

Smartcard Metering

Rolec's smartcard metering is the ideal solution to efficiently control and manage a marina's electric supplies. The smartcard meter includes a built-in electrical contactor that automatically switches the electricity supply on/off as credit becomes available or expires. Visitors pay upfront for their electricity consumption and any unused credit on the meter can be transferred back to the smartcard and returned to the office computer for a refund.

The smartcard meter system is an available option for the entire range of marina solutions and is perfect for any waterfront location that does not have the desire or the capacity to install data cable or a networked management system.

- Pre-paid smartcard operated
- Class 1 accurate smartcard meter with digital display
- MID compliant
- Re-usable waterproof smartcards
- Easy to operate software
- USB card reader/writer
- Secure tariff management
- Audible & visual low credit warning
- Unused credit can be returned to the smartcard
- Smartcards are unique to each sites computer software



ROLEC SMARTCARD METER

To Add Credit to the Meter

- 1 Insert card into meter and wait until the meter displays "success"
- 2 Remove card

To Return Credit from the Meter

Marina Services

OPTIONS & ACCESSORIES

Rolec stock a large range of marina service components and accessories, all of which are available from your local electrical wholesaler. Due to our on-site warehousing facilities, we're usually able to dispatch accessories within 24 hours.

Don't see what you need? Call us on 01205 724773 or email wholesaleorders@rolecserv.co.uk



ACLG0050



MANF0020



LSAF0180



ACEU0170




- 1 QTM0010
- 2 QTM0040
- 3 BUL1211
- 4 QTM0050
- 5 ACLG0510
- 6 QTM0030
- 7 GSM0130
- 8 GSM0120
- 9 GSM0090
- GSM0080
- 9 Contact Rolec for these items



LGAB0020



LGAB0021



LGAB0022

Item Description	Product Code
Add a ½" stainless steel water tap	MAFA0290
Side socket cutout (per socket)	MAFA0830
Photocell kit to control marina lighting	ACLG0050
63A 1Phase Class 1 MID smartcard meter	ACEU0160
Blank reusable smartcard (printing/branding available)	ACEU0170
Smartcard meter system software and reader/writer	LSAF0180
Classic light lid (including stainless steel bolt)	ACSA0010
Classic light lens	PPL1164A
Classic LED upgrade kit	ACLG0495
Classic light collar	ACSA0160
Classic 750mm extrusion, including length of double-sided tape	ACSA0310
Classic 1000mm extrusion, including length of double-sided tape	ACSA0330
Classic 750mm & 1000mm aluminium composite skin (range of colours available)	Contact Rolec
1x G9 LED lamp 2.3W 5000K	ACLG0460
Quantum clear polycarbonate light lens head	QTM0010
Quantum polycarbonate top lens cap	QTM0040
Quantum lamp reflector plate	BUL1211
Quantum polycarbonate lamp louvre	QTM0050
Quantum LED upgrade kit	ACLG0510
Quantum polycarbonate light collar	QTM0030
Quantum polycarbonate mounting base	QTM0020
Quantum 750mm anodised aluminium main brace extrusion	GSM0130
Quantum 1000mm anodised aluminium main brace extrusion	GSM0120
Quantum 750mm anodised aluminium side extrusion	GSM0090
Quantum 1000mm anodised aluminium side extrusion	GSM0080
Quantum 750mm & 1000mm aluminium composite skins (range of colours available)	Contact Rolec
1x GX53 LED lamp 9W 4000K	ACLG0410
Combi LED Deck Lighting Kit - 6way 316 stainless steel - Blue / White	LGAB0020
Combi LED Deck Lighting Kit - 6way 316 stainless steel - Green / White	LGAB0021
Combi LED Deck Lighting Kit - 6way 316 stainless steel - White / White	LGAB0022
Combi LED Deck Lighting Kit - 10way 316 stainless steel - Blue / White	LGAB0040
Combi LED Deck Lighting Kit - 10way 316 stainless steel - Blue / White	LGAB0041
Combi LED Deck Lighting Kit - 10way 316 stainless steel - Blue / White	LGAB0042
Combi Deck fixing kit (per combi light)	LGAB0004
Water Stand (galvanised steel stand with ½" stainless steel water tap & 30m hose)	MANF0020
Add a Sounder to an SOS pedestal	MAFA0730
Life buoy with reflective bands plus 3x plastic holders	EEAB0010
First aid kit	MED0001
Fire extinguisher - 6kg dry powder	EAAA0030

ELECTRICAL MAINS & DISTRIBUTION

One of the most important elements of a marina development is its electrical distribution system. With over 30 years of experience in the industry, Rolec understands how to design in efficiency as well as capacity for future planned developments.

Rolec's team of dedicated experts can provide bespoke site electrical distribution systems along with supporting CAD drawings. We can provide mains panels and distribution units to suit any sites requirements with built-in switchgear, cable terminals and, where required, metering.

- Localised distribution of electrical circuits including circuit protection
- Provides isolation, current & optional fault current protection
- GRP, stainless steel or technopolymer enclosures
- Switchgear variants: 6A to 2000A (1Ø or 3Ø options)
- Able to accommodate all switching and monitoring management solutions
- Designed & built to suit all incoming/outgoing cable types & sizes
- IPX5 Rated
- Wall or ground (root) mountable versions
- Galvanised steel mounting frames
- ABS cable entry covering shroud



ELECTRIC VEHICLE CHARGEPOINTS

The number of people opting for cleaner and greener transport is increasing significantly and whilst the UK continues to strive towards a net-zero future, the desire and demand for EV chargepoints is growing dramatically. There are now officially over one million electric vehicles that have been registered which means now is the perfect time for marinas and waterfront locations to begin offering EV charging facilities to their visitors.

With over 15 years of experience in the electric vehicle charging industry and over 330,000 public and private chargepoints manufactured and installed, Rolec continues to serve the industry with its innovations in charging hardware and software by providing a solution for all budgets and requirements.

- Plug & charge, mobile app or RFID controlled charging
- Integrates with any OCPP back-office
- Generate recurring revenue stream
- Branding & colour options
- 3.6kW through to 480kW charging speeds
- Wall-mounted & pedestal options
- OZEV grant fundable chargers
- Nationwide installation & project management services



ELECTRIC VEHICLE CHARGEPOINTS

PRODUCT OVERVIEW

Connection Type/Output	Input Supply	Unit Colour	Product Code	Product Type	
Wall/Post Mounted Units:					
1x Type 2 (IEC 62196) charging socket Up to 7.4kW (32A)	1x 32A Single Phase 230V AC (±10 %) 50/60Hz	● Grey	ROLEC4020G	WALLPOD	
		○ White	ROLEC4020W		
		● Black	ROLEC4020B		
		● Black	ROLEC3020B		
2x Type 2 (IEC 62196) charging sockets Up to 7.4kW (32A) per socket	1x 63A Single Phase 230V AC (±10 %) 50/60Hz	● Black	ROLEC3030B	ZURA	
		● Black	ROLEC0121B		
		● Grey	ROLEC0121G		
		○ White	ROLEC0121W		
Pedestals:					
2x Type 2 (IEC 62196) charging sockets Up to 7.4kW (32A) per socket	1x 63A Single Phase 230V AC (±10 %) 50/60Hz	● Black	ROLEC0221B	BASICCHARGE	
		● Grey	ROLEC0221G		
		○ White	ROLEC0221W		
		● Black	ROLEC0021B		AUTOCHARGE
		● Grey	ROLEC0021G		
		○ White	ROLEC0021W		
● Black	ROLEC0421B	QUANTUM			
● Grey	ROLEC0421G				
○ White	ROLEC0421W				
● Black	ROLEC0425B				
4x Type 2 (IEC 62196) charging sockets Up to 7.4kW (32A) per socket	2x 63A Single Phase 230V AC (±10 %) 50/60Hz	● Grey	ROLEC0425G		
		○ White	ROLEC0425W		

Other options available. Find out more at www.rolecserve.com/ev-charging

See our Rolec EV Product Catalogue or contact us for more details.



The UK's largest range of AC fast & DC rapid EV chargepoints



See the **ROLEC EV** PRODUCT CATALOGUE
www.rolecserve.com/catalogue

SECURICHARGE | AUTOCHARGE | QUANTUM | BASICCHARGE | ZURA | WALLPOD







Berth management

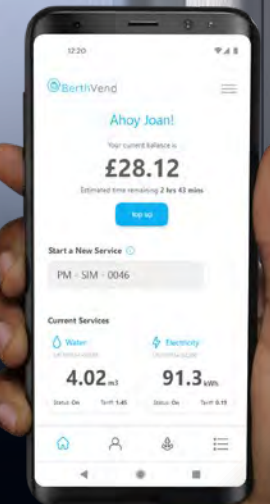
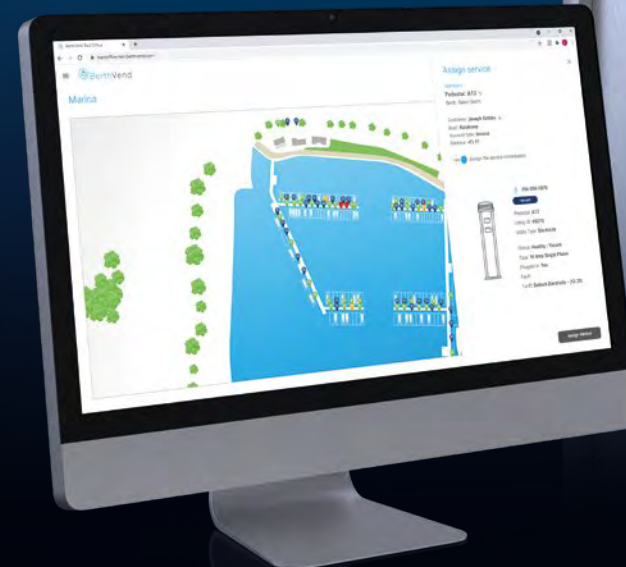


Cloud based berth management

BERTHVEND allows marina operators to control and manage their marina's electric and water services anywhere, anytime on any device whilst providing berth holders with a seamless services provision. BERTHVEND offers a simple to use berth management system, saving time, costs and labour, whilst also allowing berth holders to pay for their services using their smartphone/tablet using the BERTHVEND app.

With the inclusion of modern technologies, BERTHVEND enables marina operators to complete their day-to-day tasks without the requirement for manual intervention. Berth holders are provided with the ability to manage and control their assigned services with the tap of a finger, using the dedicated BERTHVEND app or the Customer Dock (self-service portal).

-  Marina office management
-  Multi-marina HQ
-  Analytical feedback
-  Boat owner multi device access
-  Breaker trip alert
-  Electrical socket auto disconnect



Benefits for Marina Operators

- Interactive dashboard
- Electric & water meter readings
- Switch services on/off directly via any device
- Implement own tariffs
- Management of user accounts
- Exportable data
- Remote firmware updates
- Reservation of utilities for visitors
- Visibility of overall site electric & water consumption
- Assign services to boat name
- Pre-pay & post-pay options
- Billing & chasing facilities and flotilla & charter billing

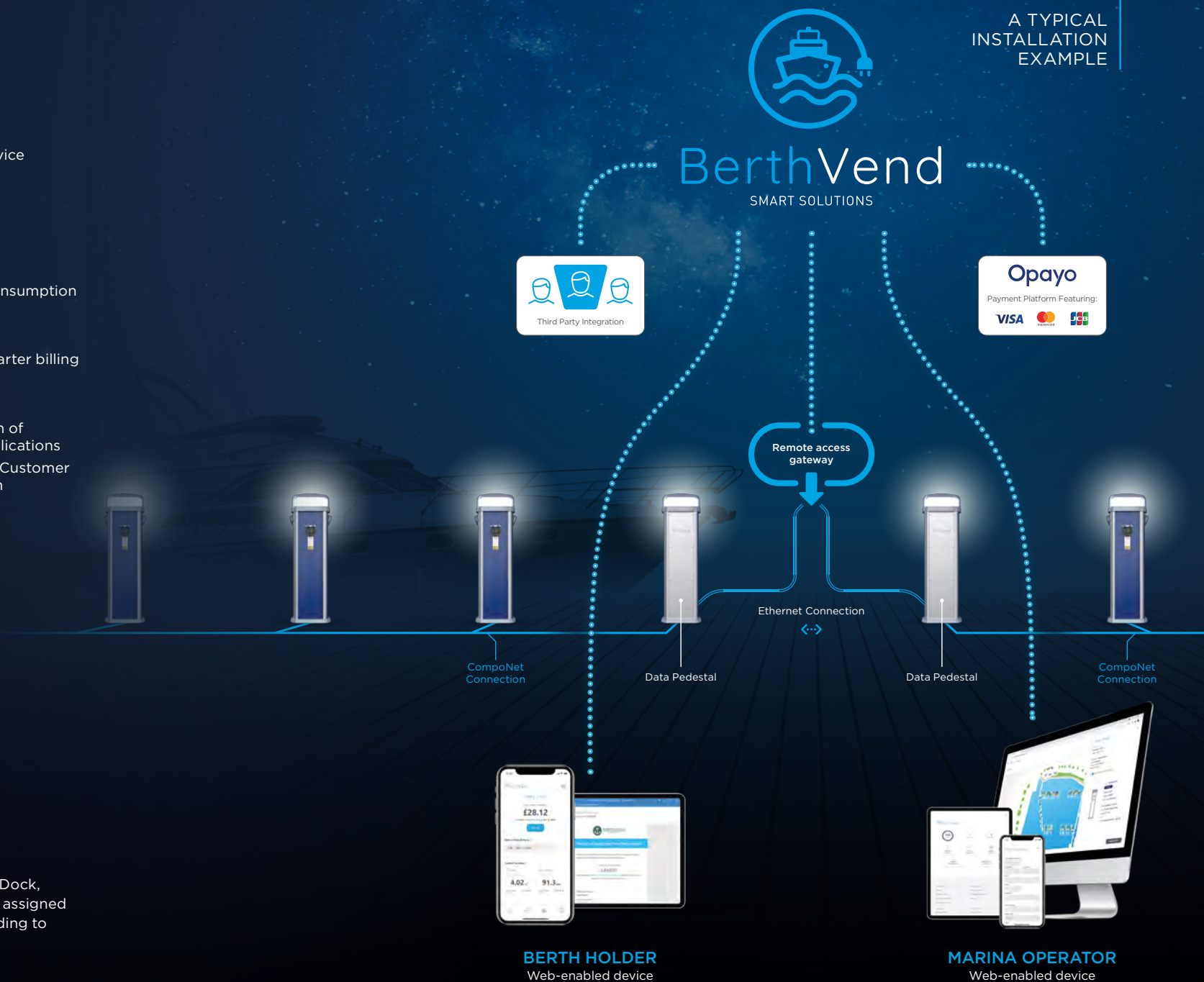
Optional features include:

- API integration enabling the incorporation of booking system, accounting and ERP applications
- RFID operation of services, as well as the Customer Dock – a self-service portal allowing berth holders to independently switch on/off their assigned services via their smartphone/tablet

Benefits for Berth Holders

- Payments via virtual wallet with personal account
- Reservation of utilities in advance
- Automated in-session low balance alerts
- Outstanding payment reminders
- Pre-pay & post-pay options
- Automatic top-up facility
- Access to any marina service pedestal on the system via the BERTHVEND app
- Secure payment via Opayo

If marina destinations opt for the Customer Dock, berth holders are able to switch on/off their assigned services as and when required, without needing to visit/contact the marina office.



Managing the marina

BERTHVEND offers a solution to meet any marina berth service management requirements. The packages are designed to provide the marina with the best possible solution to meet the needs of the visitors.

	Essential	Essential +	Premium
Berth holder access:			
Via the marina office	✓	✓	✓
Customer Dock (self-service portal)		✓	✓
Mobile phone app (PAYG via virtual wallet)			✓
Marina operator management:			
Unlimited multi device back-office platform access	✓	✓	✓
Services management dashboard	✓	✓	✓
View, assign & reserve your marina services (Electric, water, sanitation & EV charging)	✓	✓	✓
Remotely read individual electric & water meters	✓	✓	✓
Remotely switch electric sockets & water taps on/off	✓	✓	✓
Berth holder pre-pay & invoice accounts	✓	✓	✓
Billing & payment chasing facilities	✓	✓	✓
Link berth holder accounts to the Customer Dock (self-service portal)		✓	✓
Independent berth holder access (via mobile phone app)			✓
Real-time, historical & analytical feedback	✓	✓	✓
Customisable tariffs & discount groups	✓	✓	✓
Manage user accounts (credit, access to services & transaction history)	✓	✓	✓
Exportable data (revenue & consumption reports)	✓	✓	✓
Remote over-the-air firmware updates	✓	✓	✓



Essential

Marina operators can manage their services independently. This package enables marina operators and berth holders to benefit from standard features, such as unlimited multi-device back-office platform access; remotely switch electric sockets & water taps on/off; berth holder pre-pay & invoice accounts; billing & payment chasing facilities.



Essential +

The Essential+ package allows marina operators to manage their services, whilst also enabling berth holders to control their assigned services via the Customer Dock. This is in addition to all the standard features available in the package provides all of the features included in the Essential package.



Premium

Provides a payment platform that enables berth holders to independently manage their services via the BERTHVEND mobile app. This is in addition to all the features included in the Essential+ package. The mobile app allows berth holders to use the services without the need to interact with the marina's personnel.



RFID controlled services



RFID card control of marina electric and water supplies

SMARTVEND provides marina operators with a simple to use and easy to install RFID card controlled marina service pedestal solution. This solution is ideal for marinas, boatyards and waterfront locations that do not desire, or have the capacity to, install data cabling or a networked management system.


Designed to work as an individual, standalone system, SMARTVEND marina service pedestals can be installed without the requirement for any communication cabling or network management systems. Simply connect your destination's incoming electric cable and water pipe – and it's ready to use!

- Uses contactless, reusable RFID cards
- Card reader and user display at every berth
- Pedestal display shows service outlet and card credit values
- Measures exact electricity and water values consumed
- Two way communication allows transfer of credit from RFID card to pedestal and refund of unused credit from pedestal to RFID card

DP 1694



OUR CUSTOMERS



Case study: Caravan hook-ups



Nant Newydd Caravan Park

Situated on the east side of the Isle of Anglesey, Nant Newydd Caravan Park opted for Rolec's caravan hook-up solutions to ensure their destination is equipped with a solution that best meets their requirements.

Working closely with S J Ward Electrical, Rolec provided 61 1way 16A QUANTUM touring pedestals which included a water tap and a smart card metering system. The project also included 15 1way smartcard metered hook-up connection units along with 15 galvanised ground mounting posts. By opting for smartcard units, the park owners are able to efficiently control and manage their electric supplies.

After a successful design and installation, Nant Newydd Caravan Park found a requirement for a further 9 of our modern and stylish QUANTUM touring pedestals which will enable them to cater for more visitors.

Case study: Marina services



Case study: EV charging



Royal Cork Yacht Club

Rolec was recently chosen to provide 25 CLASSIC marina pedestals with smartcard metering for the refurbishment works at Royal Cork Yacht Club.

The installing contractor, Herrick Electrical, sought advice from our sales team who advised that smartcard metering, which has been one of our most popular solutions for several years, and even more so in recent times with the high costs of electricity, would be the ideal low cost energy management solution for the yacht club.

The smartcard meters are class 1 accurate and MID approved so provide the yacht club with a reliable billing solution without the need for manual meter reads, invoices and with revenue received in advance.

Lake District National Park

Rolec worked closely with AMP EV to support the Lake District National Park's electrification journey. Our QUANTUM (AC fast) and UFC 200 (DC rapid) charging stations, complete with a back-office management system that enabled Lake District National Park Authority to open up its charging network to the general public. Now benefiting from 28 EV chargepoints and allowing their own fleet drivers and EV driving visitors to recharge seamlessly.

Lake District National Park Authority has recently implemented various initiatives to support its aims of becoming net zero by 2025. Implementing an electric fleet and deploying an EV charging infrastructure across multiple locations plays a significant role in meeting their net zero targets. Whilst fleet drivers are provided with the advantages of greener working operations, the general EV driving public are now provided with the facilities to recharge their vehicles when travelling from the district.



BRANDING OPTIONS

Rolec understands the importance of brand identity, so that's why we offer our clients the ability to customise their units to suit their brand guidelines, offering a completely unique aesthetic.

From a simple logo through to a fully bespoke branding, Rolec take great pride in providing a solution that distinguishes a company's chargepoints from their competitors'.



ROLEC

Outdoor utility products for the electrical contracting industry



ROLEC EV

Electric vehicle
charging solutions

PRODUCT CATALOGUE

www.rolecserv.com/catalogue





ROLEC

t: 01205 724773

e: wholesaleorders@rolecserv.co.uk

www.rolecserv.com

Issue 3
October 2023

